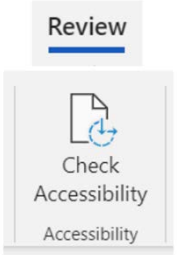


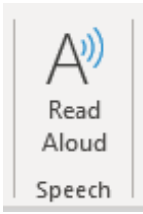

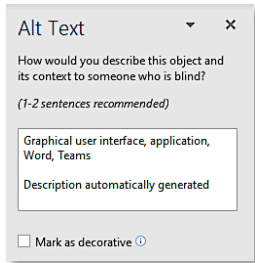














MICROSOFT OFFICE 365 WORD AND POWERPOINT ACCESSIBILITY FEATURES

Links to training resources	Accessibility Checker	Dictate	Live Captions and Subtitles	Read Aloud	Immersive Reader	Automatic Alt-text for Images
<p>Tool Description</p>	 <p>Reviews your document for accessibility issues with the click of a button. Tips for fixing any issues are provided on-screen.</p>	 <p>Transforms your spoken words into text using live dictation.</p>	 <p>Activates live translated subtitles in more than 60 languages.</p>	 <p>Reads all or part of your document aloud.</p>	 <p>Changes page formatting and offers language assistance to facilitate reading and comprehension.</p>	 <p>Adds image descriptions automatically. <u>Manual editing of alt text is still required.</u></p>
<p>Works with MS 365 Word</p>	 Yes	 Yes	 No	 Yes	 Yes	 Yes
<p>Works with MS 365 PowerPoint</p>	 Yes	 Yes	 Yes	 No	 No	 Yes

For more information, visit [Microsoft Accessibility Products and Services](#).