

**CSULB**

# UndocuAlly Training

Part 1: Knowledge & Awareness



# Pair-Share

- Introduce yourself
- Share what your experience has been working with undocumented students on campus
  - Or what brings you to the training today

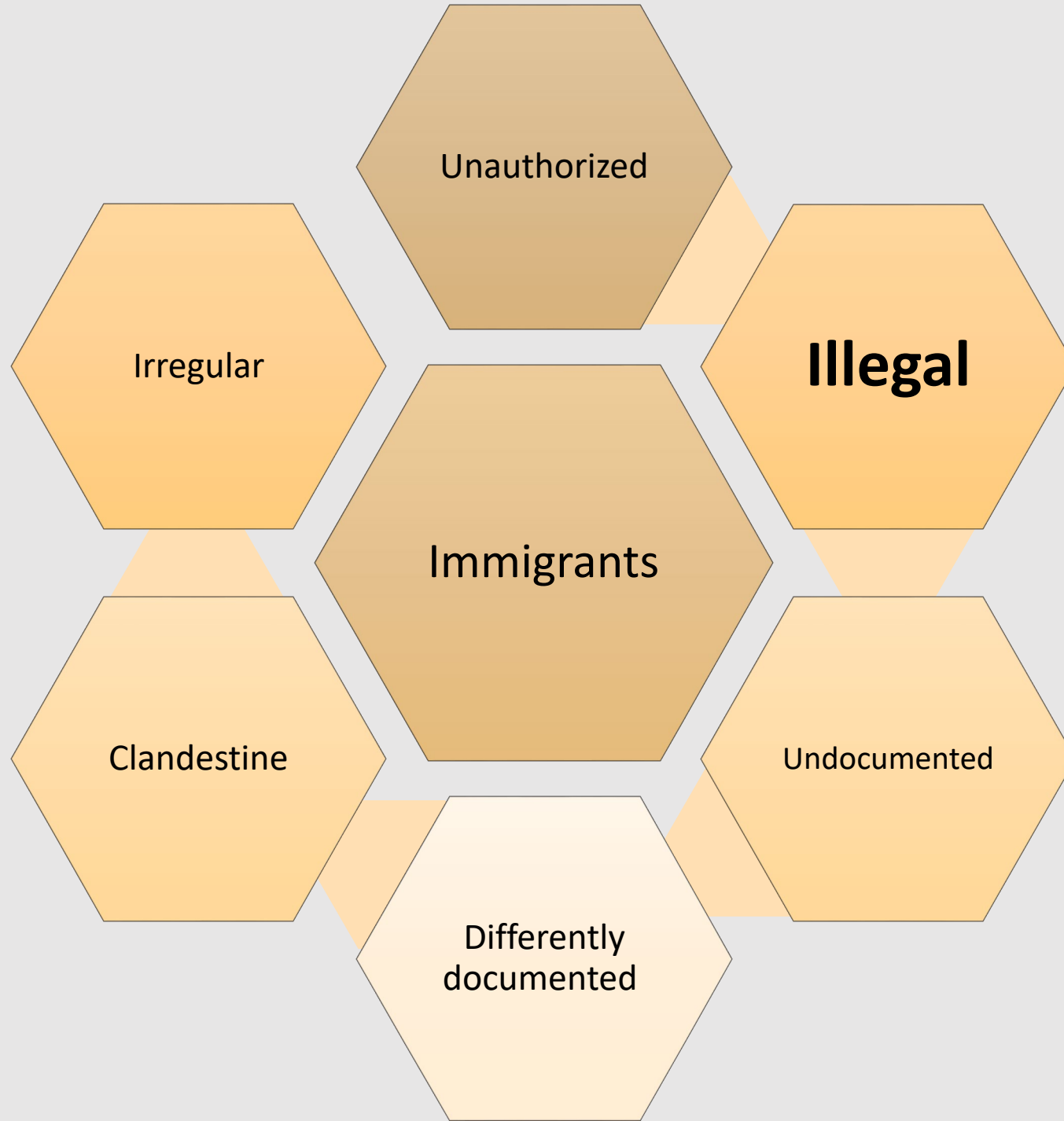
# Overview of Landscape

**Undocumented Immigrants in the US**

43.3 million immigrants  
(13.5% of US population)

11.3 million  
undocumented  
immigrants

>2.2 million are  
under 24 years old



Unauthorized

Irregular

**Illegal**

Immigrants

Clandestine

Undocumented

Differently  
documented

# Undocumented

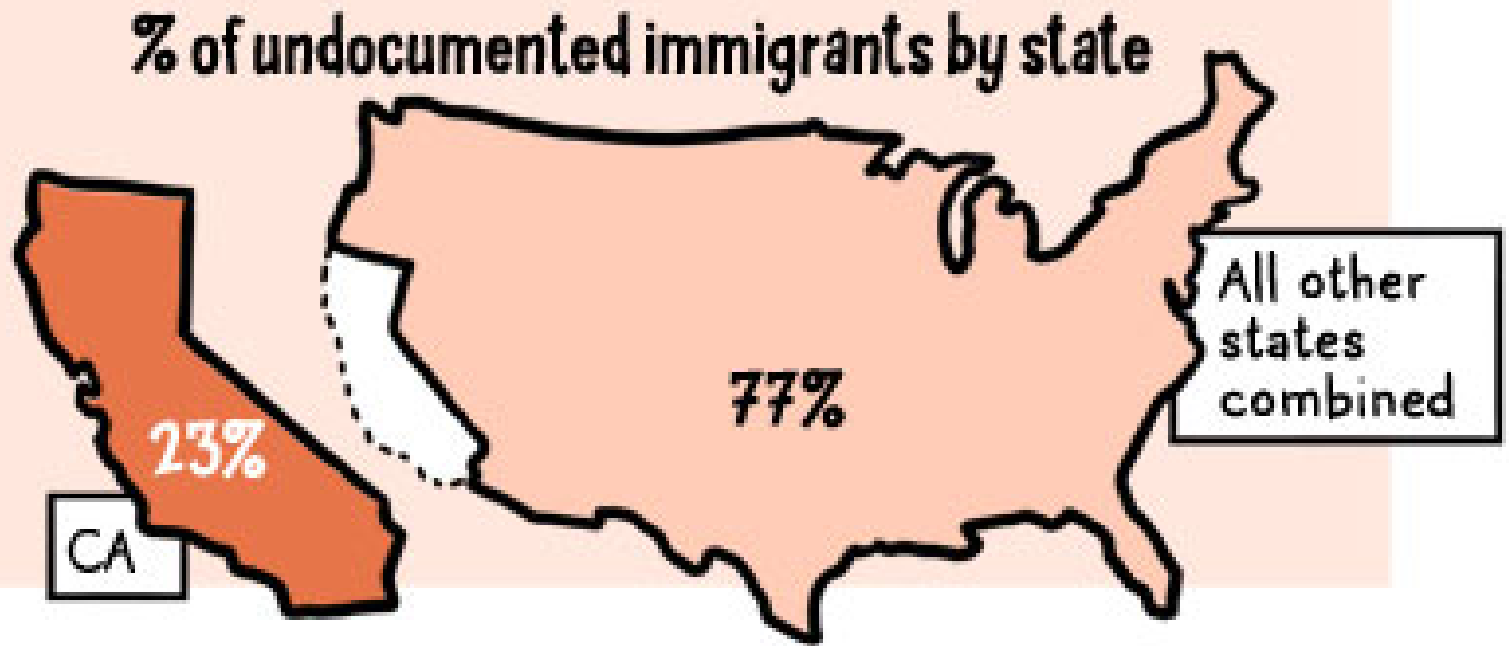
A non-citizen living in the U.S. without authorization, in the form of valid immigration status, from the federal government.

- (1) entered without inspection, or
- (2) entered with a valid visa or other status, and overstayed the authorized duration of that status

# Who are the Undocumented Immigrants of California?



California has the largest number of undocumented immigrants in the nation.<sup>1</sup>



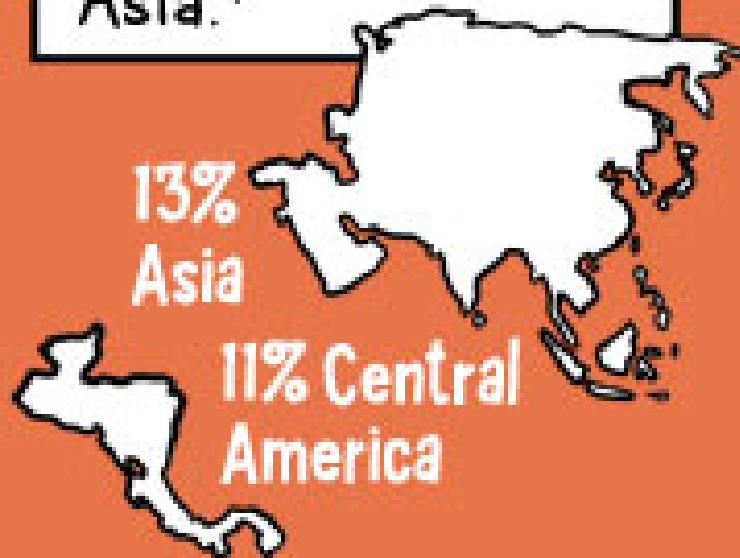
Comic by Andy Warner , KQED

<https://ww2.kqed.org/lowdown/2016/12/01/living-in-the-shadows-of-the-golden-state-who-are-californias-undocumented-immigrants/>

More than half originally came to California from Mexico, with large numbers from the states of Jalisco, Guanajuato, and Michoacan.<sup>3</sup>



The rest came mainly from Central American countries and Asia.<sup>4</sup>

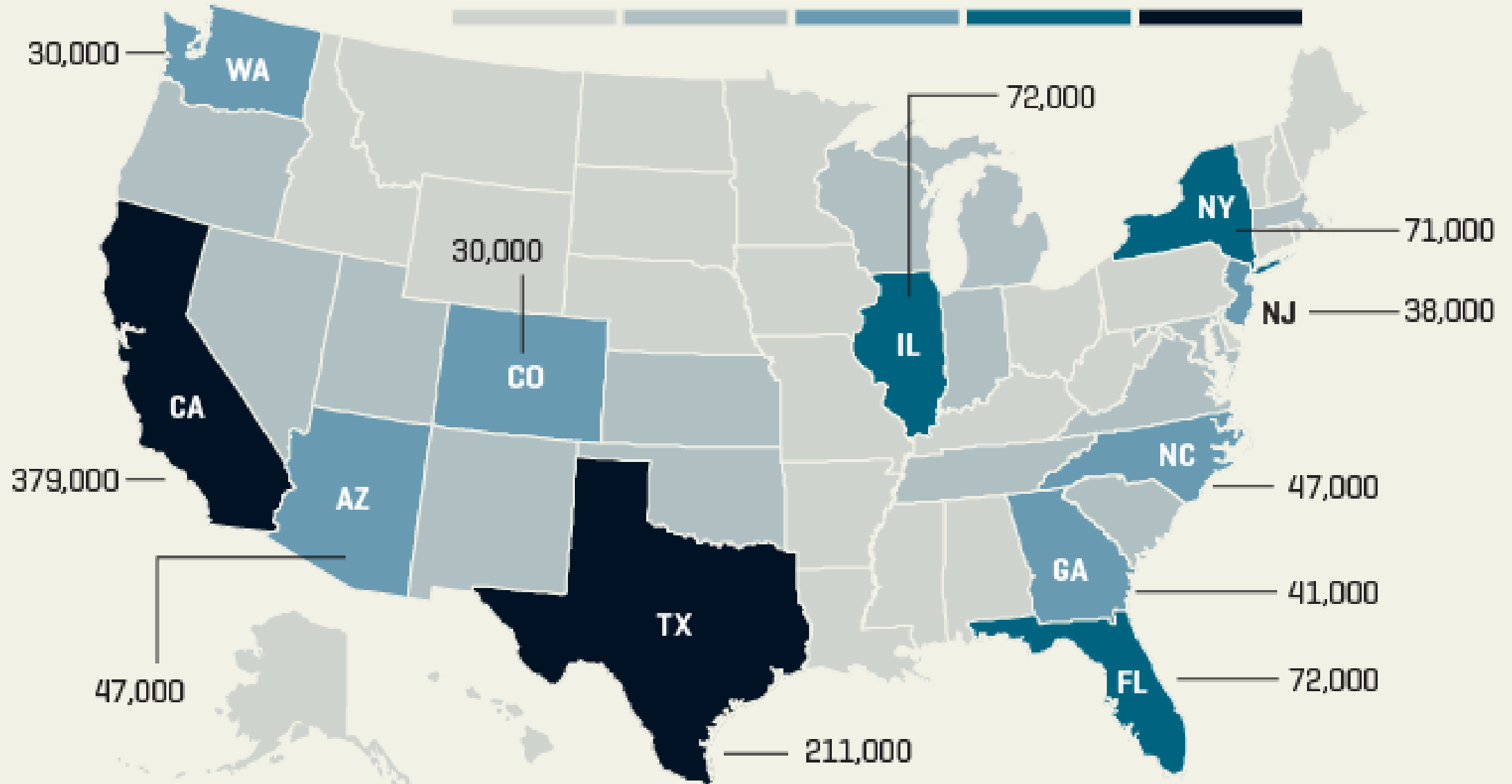


And a small number came from elsewhere, including Europe, South America and Africa.





# WHERE THE DREAMERS LIVE



SOURCE: USCIS

FORTUNE



LA-Long Beach-  
Anaheim metro area:  
89,900 DACA  
Recipients

---

Photo: Daily 49er

# Mixed Status Families

TABLE 2

## Top 10 states where people live with at least one unauthorized family member in the same household

State	Total population	Population with at least one unauthorized family member living in the same household			Percent of total population
		Child	Adult	Total	
California	38,366,950	1,967,756	2,691,920	4,659,676	12%
Texas	26,196,298	1,232,061	1,437,072	2,669,133	10%
Nevada	2,776,601	112,025	142,375	254,400	9%
Arizona	6,579,027	226,793	239,254	466,047	7%
New Jersey	8,933,251	231,295	373,320	604,615	7%
Illinois	12,943,450	342,809	474,257	817,066	6%
New York	19,653,424	440,179	774,775	1,214,955	6%
New Mexico	2,088,118	55,340	59,991	115,331	6%
Colorado	5,210,274	130,958	145,631	276,589	5%
Washington	6,917,417	159,875	191,141	351,016	5%

Note: "Child" refers to people under 18 years of age.

Source: Center for the Study of Immigrant Integration analysis of Steven Ruggles and others, "Integrated Public Use Microdata Series, Version 6.0: American Community Survey, 2010–2014," available at <https://usa.ipums.org/usa/> (last accessed March 2016).



# The U.S. Immigration System

# The Racist History of Illegal Immigration

<https://www.facebook.com/196848580832824/videos/201553477029001/>

# Overview: U.S. Immigration History



18<sup>th</sup> & early 19<sup>th</sup> c.

Relatively open



19<sup>th</sup> – mid 20<sup>th</sup> c.

Restrictions based on  
race & nationality

Immigration as  
economic issue



1965-2001

Immigration & Crime

Increasing restrictions;  
deportation; border  
control



2001-

National Security &  
Terrorism



# Pathways to Immigrant Visas

## Family Reunification

Immediate Relatives of US citizens  
(No caps) 45.8%

Other qualifying relatives  
(Capped) 20.6%

## Employment (12.2%)

Extraordinary abilities

“other workers”  
< 10,000 visas/year

## Refugees/Asylees (13%)

Refugee → LPR

BUT  
45,000 admissions ceiling (2018)

## Diversity Lottery (4.6%)

European & African

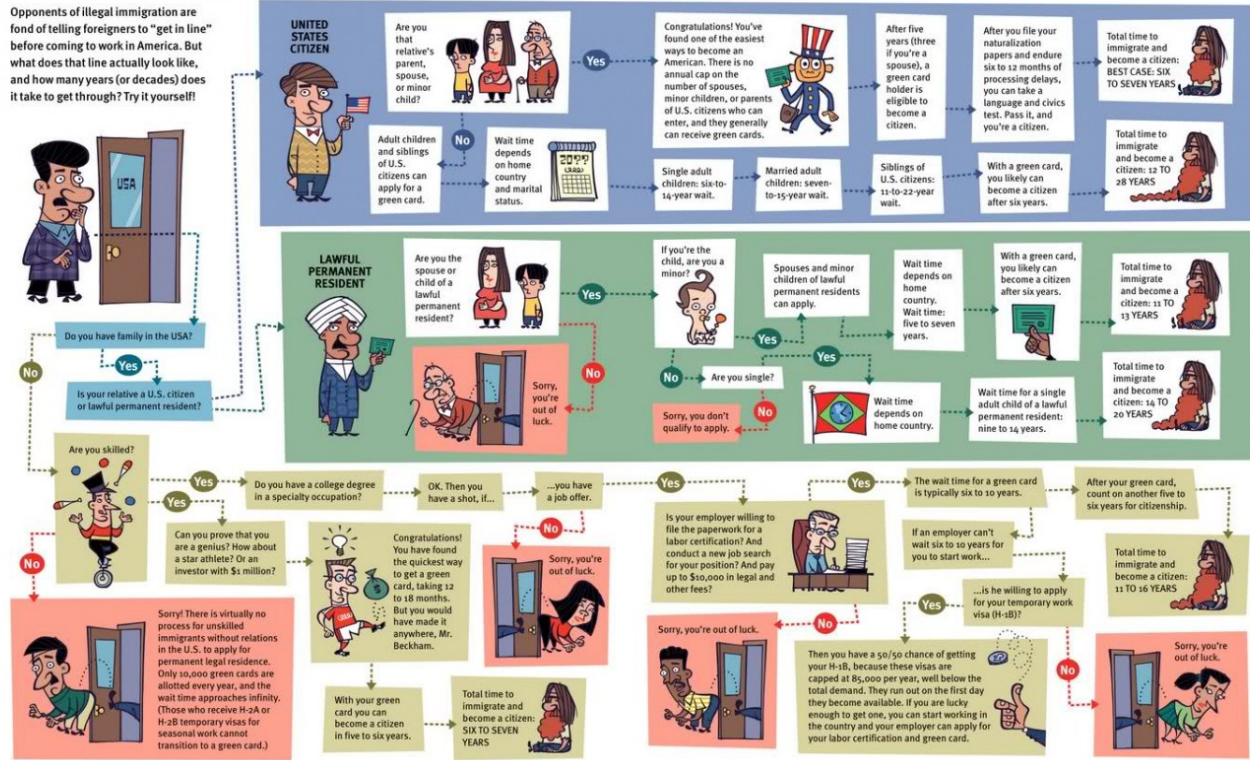


# Activity

## What Part of Legal Immigration Don't You Understand? Mike Flynn and Srikha Dalmia

Illustrated by Terry Colon

Reason magazine, October 2008 Issue



(Flynn is director of government affairs and Dalmia is a senior policy analyst at Reason Foundation. This chart was developed by Reason Foundation in collaboration with the National Foundation for American Policy.)

- [www.entrydenied.org](http://www.entrydenied.org)

How do people  
become  
undocumented?

Enter the country without  
authorization

Overstay visa

- Tourist
- Student
- Other temporary status

Lose status

- TPS ended
- “Falsely claim citizenship”
- Commit “crime”

# Broader Political Climate

## Hostile Environment @ federal level

Rise in discrimination &  
hate crimes

## Policy Changes

Enforcement priorities = ALL  
undocumented individuals

**Travel ban**

**TPS ended**



# Undocumented Youth

# Undocumented Youth

DACA

Dreamers

AB540

Unaccompanied  
Minors

# DACA

Administrative immigration relief granted by DHS (2012) 2-years (renewable).

Open to undocumented youth who:

- Were under the age of 31 as of June 15, 2012;
- Came to the U.S. before their 16th birthday;
- Met certain education/military service requirements
- Had not been convicted of a felony, significant misdemeanor, three or more other misdemeanors, and do not otherwise pose a threat to national security or public safety.

Allows noncitizens to remain in the U.S. **temporarily.**

A person will not accrue “unlawful presence” while in deferred action status.

# What did DACA do?

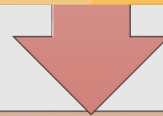
<https://www.youtube.com/watch?v=rTGDBHgaRt8>

# What did DACA do?

Protection from:

Deportation

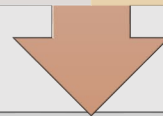
Work exploitation



Opportunities to achieve:

Educational goals

Social mobility



Family obligations and responsibilities

DOES NOT GIVE LEGAL STATUS OR PATHWAY TO CITIZENSHIP!!



# What did DACA do?

(Tom K. Wong et al.)

# 2017 National DACA Study

---

## 97% of respondents are currently employed or in school

Average hourly wage increased by 69%	From \$10.29 to \$17.46/hour
--------------------------------------	------------------------------

Got my first job	54.2%
------------------	-------

Got a job with better pay	68.5%
---------------------------	-------

Got a job that better fits my education and training	54.2%
--	-------

Got a job with improved work conditions	56.2%
---	-------

Earned more money & became financially independent	69%
--	-----

Earned more money, which has helped my family financially	73.4%
---	-------

Bought my first car	64.5%
---------------------	-------

Bought a home	15.7%
---------------	-------

---

# Current Status of DACA

- Sept 5, 2017: Att. Gen. Jeff Sessions announced rescission of DACA
- Numerous Court Cases & Appeals
- USCIS MUST continue to accept DACA renewals
- No NEW applications accepted


# What this means for our students

Undocumented &  
don't qualify for  
DACA

Have DACA &  
continue to renew

Would have been  
eligible for DACA  
but now can't  
apply

# Recap: Spectrum of Immigration Statuses



# Rights & Benefits of U.S. Citizens

- Permission to work
- Eligibility for federal financial aid
- Free, public K-12 education
- Can leave the U.S. and return
  - Without time restrictions
- Can petition certain family members to immigrate
  - Including immediate relatives without much delay
- Eligibility for public assistance
  - Without waiting periods
- Authorization to be in the U.S.
  - Permanently
  - Not subject to potential detention and/or deportation by ICE
- Can vote in U.S. elections and serve on juries

# Rights & Benefits of Lawful Permanent Residents

- Permission to work
- Eligibility for federal financial aid
- Free, public K-12 education
- Can leave the U.S. and return
  - ~~Without time restrictions~~
- Can petition certain family members to immigrate
  - ~~Including immediate relatives without much delay~~
- Eligibility for public assistance
  - ~~Without waiting periods~~
- Authorization to be in the U.S.
  - Permanently
  - ~~Not subject to potential detention and/or deportation by ICE~~
- ~~Can vote in U.S. elections and serve on juries~~
- Pathway to citizenship

# Rights & Benefits of **DACA Recipients**

- **Permission to work**
- ~~Eligibility for federal financial aid~~
- **Free, public K-12 education**
- ~~Can leave the U.S. and return (for limited purposes)~~
  - ~~Without time restrictions~~
- ~~Can petition certain family members to immigrate~~
  - ~~Including immediate relatives without much delay~~
- ~~Eligibility for most forms of public assistance~~
  - ~~Without waiting periods~~
- **Authorization to be in the U.S. (but still without immigration status)**
  - ~~Permanently~~
  - ~~Not subject to potential detention and/or deportation by ICE~~
- ~~Can vote in U.S. elections and serve on juries~~
- ~~Pathway to citizenship~~

# Rights & Benefits of **Undocumented Immigrants**

- ~~• Permission to work~~
- ~~• Eligibility for federal financial aid~~
- **Free, public K-12 education**
- ~~• Can leave the U.S. and return~~
  - ~~• Without time restrictions~~
- ~~• Can petition certain family members to immigrate~~
  - ~~• Including immediate relatives without much delay~~
- ~~• Eligibility for most forms of public assistance~~
  - ~~• Without waiting periods~~
- ~~• Authorization to be in the U.S.~~
  - ~~• Permanently~~
  - ~~• Not subject to potential detention and/or deportation by ICE~~
- ~~• Can vote in U.S. elections and serve on juries~~
- ~~• Pathway to citizenship~~





**BREAK**